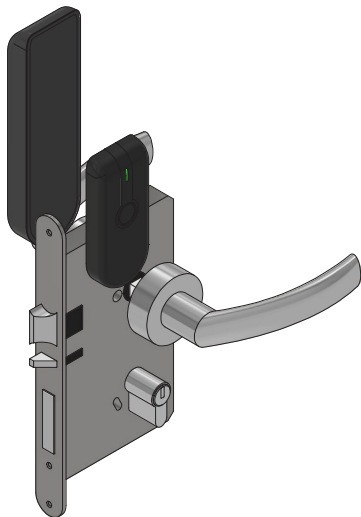


ASSA ABLOY L100;AL560/BL560

FD30 BATTERY-POWERED MORTICE LATCH

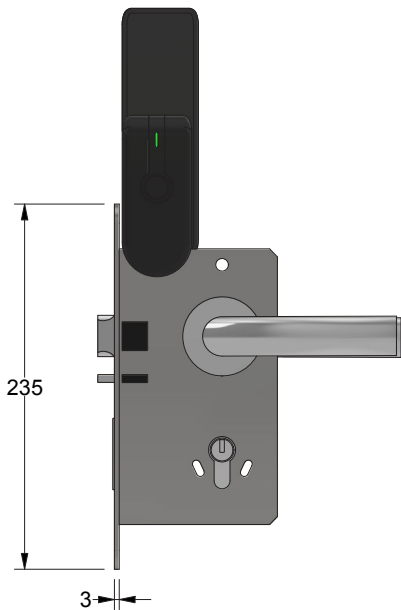
Isometric



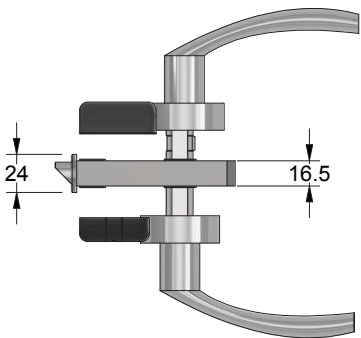
Perspective



Plan



Front



Specification

Door: Timber Particle Board 44 & 54mm
FCH

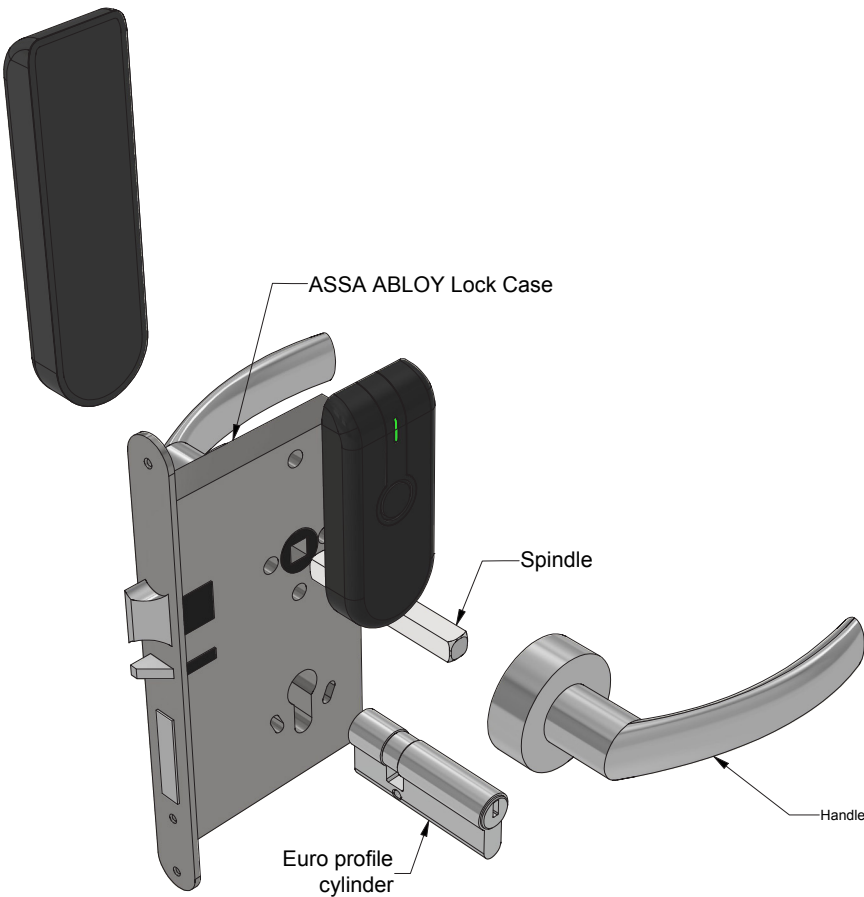
1mm thick MAP intumescent Protection to
all faces of latch body
& rear of forends & strike.

Title	ASSA ABLOY L100;AL560/BL560		
Code	FD30 Battery-powered mortice latch		
Sheet	1 of 2	Date	21/03/2024
Issue	1	Dwg No	FZD5542

ASSA ABLOY L100;AL560/BL560

FD30 BATTERY-POWERED MORTICE LATCH

Exploded View



*Lock Details For Illustrative Purpose Only.

Specification

Door: Timber Particle Board 44 & 54mm
FCH

1mm thick MAP intumescent Protection to
all faces of latch body
& rear of forends & strike.

Title	ASSA ABLOY L100;AL560/BL560		
Code	FD30 Battery-powered mortice latch		
Sheet	2 of 2	Date	21/03/2024
Issue	1	Dwg No	FZD5542