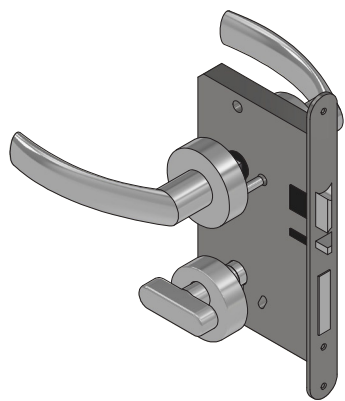


ASSA ABLOY EL 560/561/562/563

FD30 ELECTRIC SOLENOID LOCK

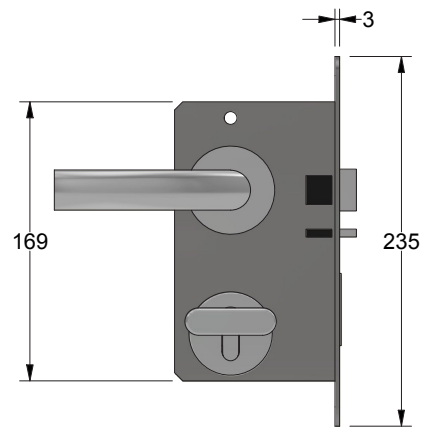
Isometric



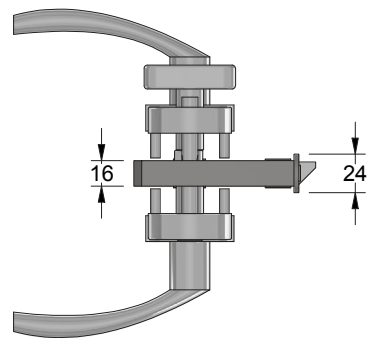
Perspective



Plan



Front



Specification

Door: Timber Particle Board 44 & 54mm
FCE; FCS; FCH

1mm thick MAP intumescent Protection to all faces of latch body & rear of forends & strike.

Title	ASSA ABLOY EL 560/561/562/563		
Code	FD30 Electric Solenoid Lock		
Sheet	1 of 2	Date	29/01/2024
Issue	2	Dwg No	FZD5127

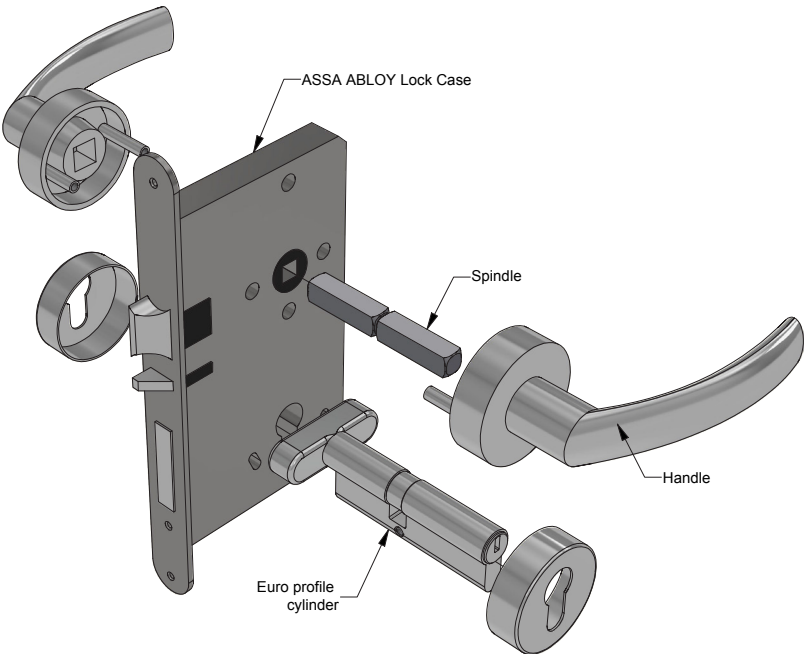


forza-doors.com
01403 711 126
sales@forza-doors.com

ASSA ABLOY EL 560/561/562/563

FD30 ELECTRIC SOLENOID LOCK

Exploded View



*Lock Details For Illustrative Purpose Only.

Specification

Door: Timber Particle Board 44 & 54mm
FCE; FCS; FCH

1mm thick MAP intumescent Protection to
all faces of latch body
& rear of forends & strike.

Title	ASSA ABLOY EL 560/561/562/563		
Code	FD30 Electric Solenoid Lock		
Sheet	2 of 2	Date	29/01/2024
Issue	2	Dwg No	FZD5127