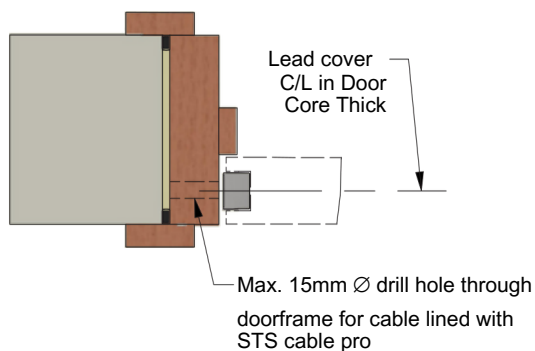


# CABLE WAY AND LEAD COVER

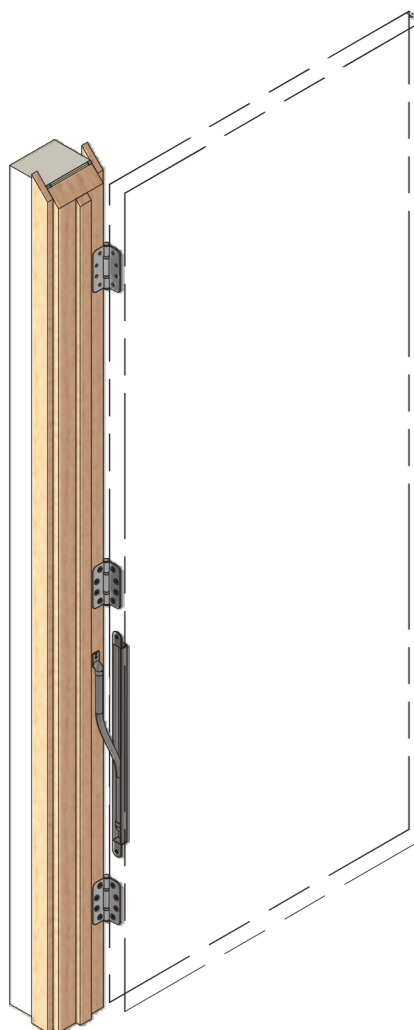
## GDC CORE 44MM, 54MM & 64MM THICK

FD30  
FD60

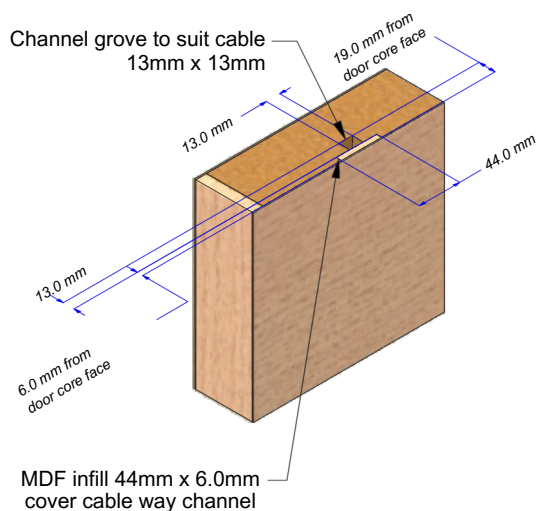
### Plan Section



### Perspective - Door open



### Concealed Cable-way in Door Leaf



### Specification

Fire Rating: FD30 & FD60  
Core Type: GDC  
Frame Type: Timber

Title Cable Way & Lead Cover

Code

Sheet 1 of 4

Issue 1

Date: 25/10/2023

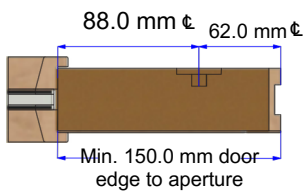
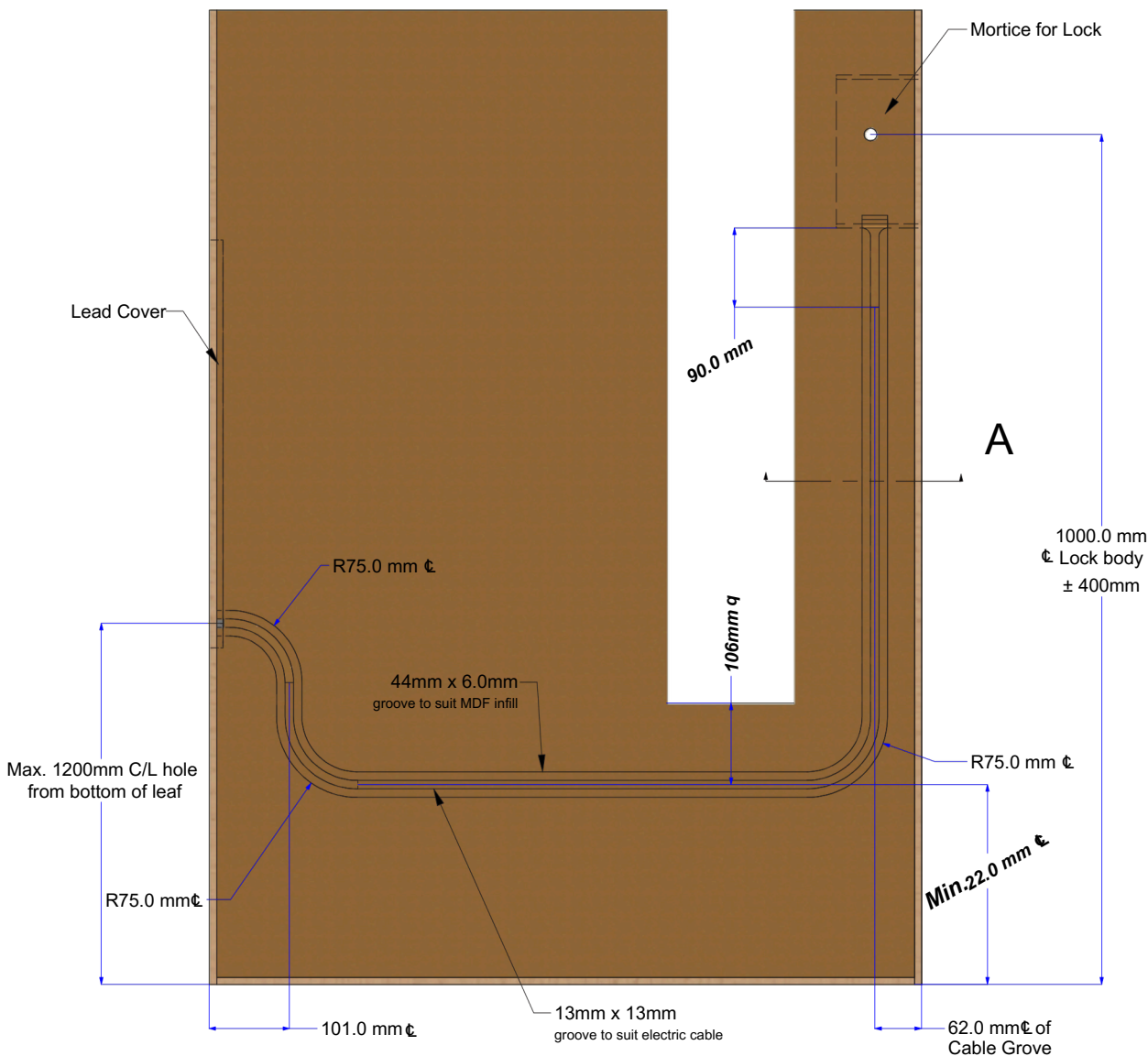
Dwg No FZD5527

# CABLE WAY AND LEAD COVER

## GDC CORE 44MM, 54MM & 64MM THICK

FD30  
FD60

Door Elevation  
(facing veneer hidden)



SECTION A-A

Title Cable Way & Lead Cover

Code

Sheet 2 of 4

Issue 1

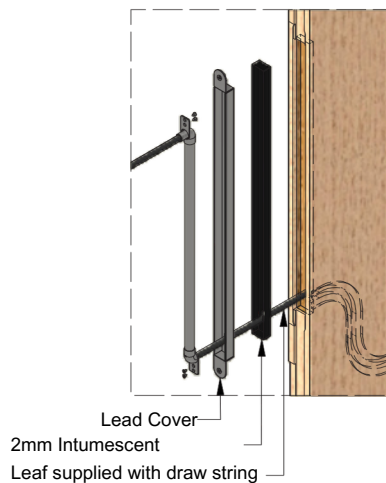
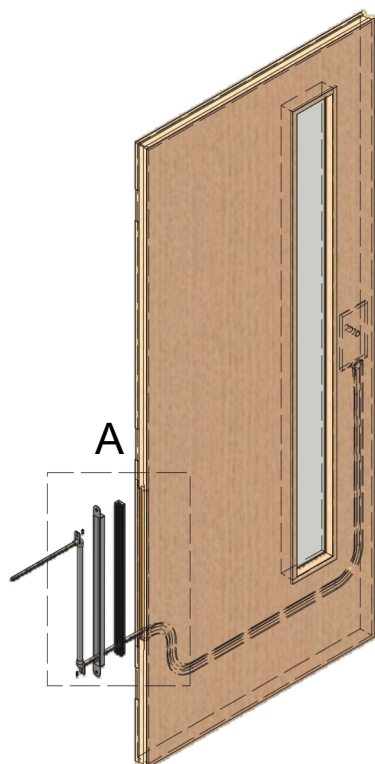
Date: 25/10/2023

Dwg No FZD5527

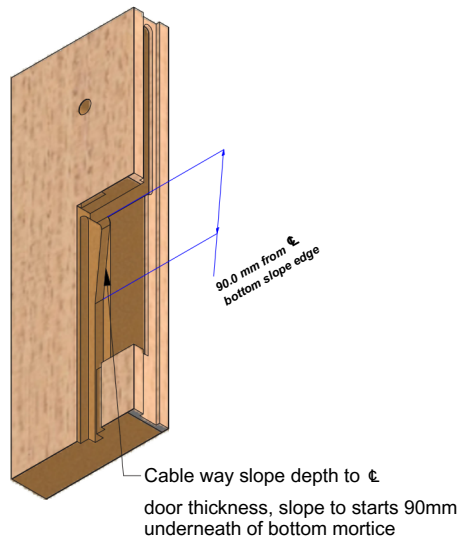
# CABLE WAY AND LEAD COVER

## GDC CORE 44MM, 54MM & 64MM THICK

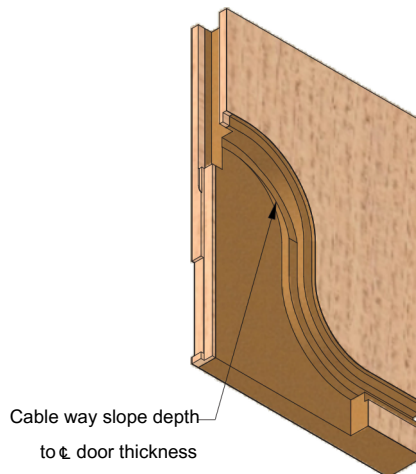
FD30  
FD60



**Door Core mortise through  
Lock lead side Detail**



**Door Core mortise through  
Lead Cover hung side Detail**



### Specification

- ° Wire cable from Mortice lock to lead cover must be lined with 10mm x 1mm STS Cable Pro intumescent sleeve.
- ° STS Cable Pro can be post fitted on site.

Title Cable Way & Lead Cover

Code

Sheet 3 of 4

Issue 1

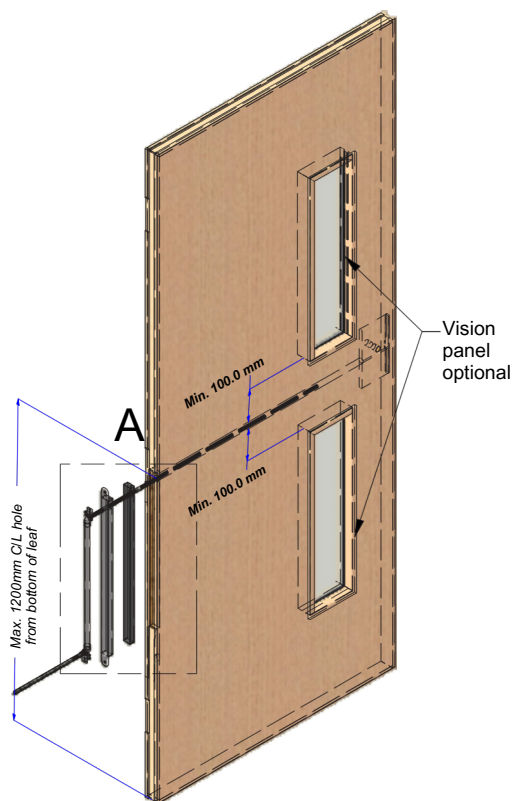
Date: 25/10/2023

Dwg No FZD5527

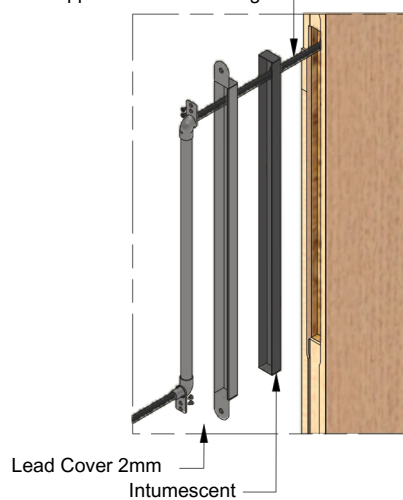
# CABLE WAY AND LEAD COVER

## GDC CORE 44MM, 54MM & 64MM THICK

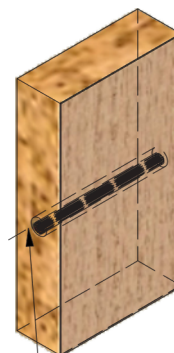
FD30  
FD60



Leaf supplied with draw string

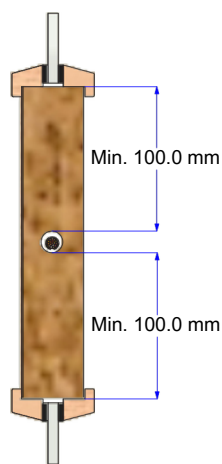


### Plan Section

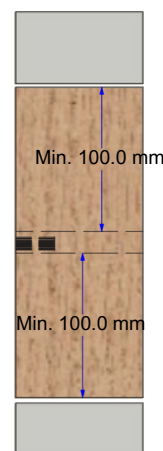


Max 15mm  $\varnothing$  bore through  
hole C/L Door thickness

### Optional Aperture Cut Section



Section View



Side View

Minimum 100mm between  
bore hole and aperture cut

### Specification

° Wire cable from Mortice lock to lead cover must be lined with 10mm x 1mm STS Cable Pro intumescent sleeve.

° STS Cable Pro can be post fitted on site

Title Cable Way & Lead Cover

Code

Sheet 4 of 4

Issue 1

Date: 25/10/2023

Dwg No FZD5527