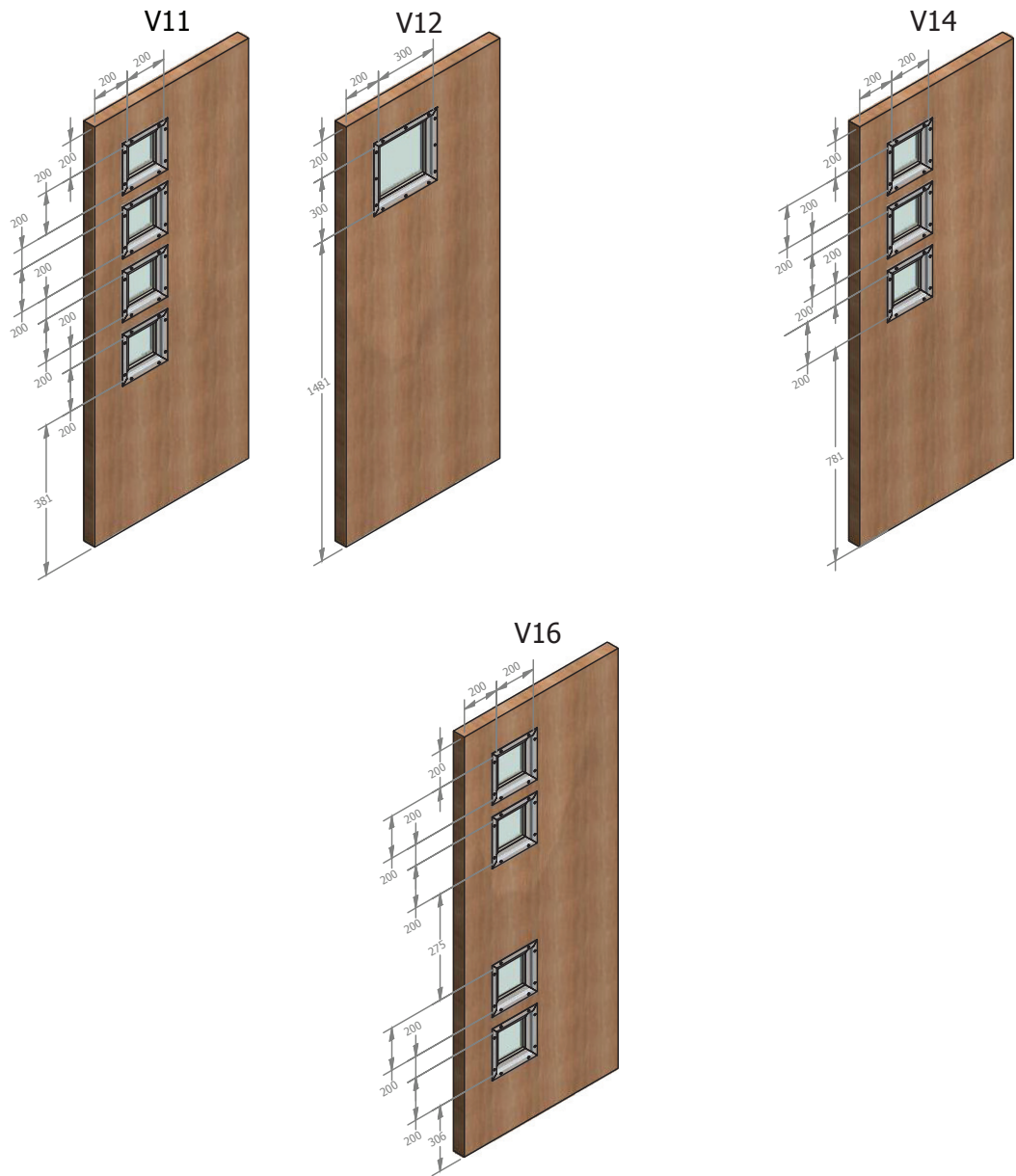


# Forza Standard Vision Panel

## Summary - Steel Bead

FD120(FCH)

Forza offer four stock vision panel styles in steel bead utilising 5mm Fire glass G120/1.



Dimensions shown are of the cut leaf aperture



forza-doors.com  
01403 711 126  
info@forza-doors.com

TITLE	Standard Vision Panel Summary
CODE	FD120 (FCH)
SHEET	1 of 4
DATE	14/02/2024
ISSUE	6
DWG No.	FZD0486

Core Type	Vision Panel Size Limit					
	Max combined area m²	Max Height mm	Max width mm	Min Margin		
				Head and Syles	From Base	Between apertures
FCH - Steel*	0.3	931	300	200	250	200

\*G120/1 - 5mm Firelite

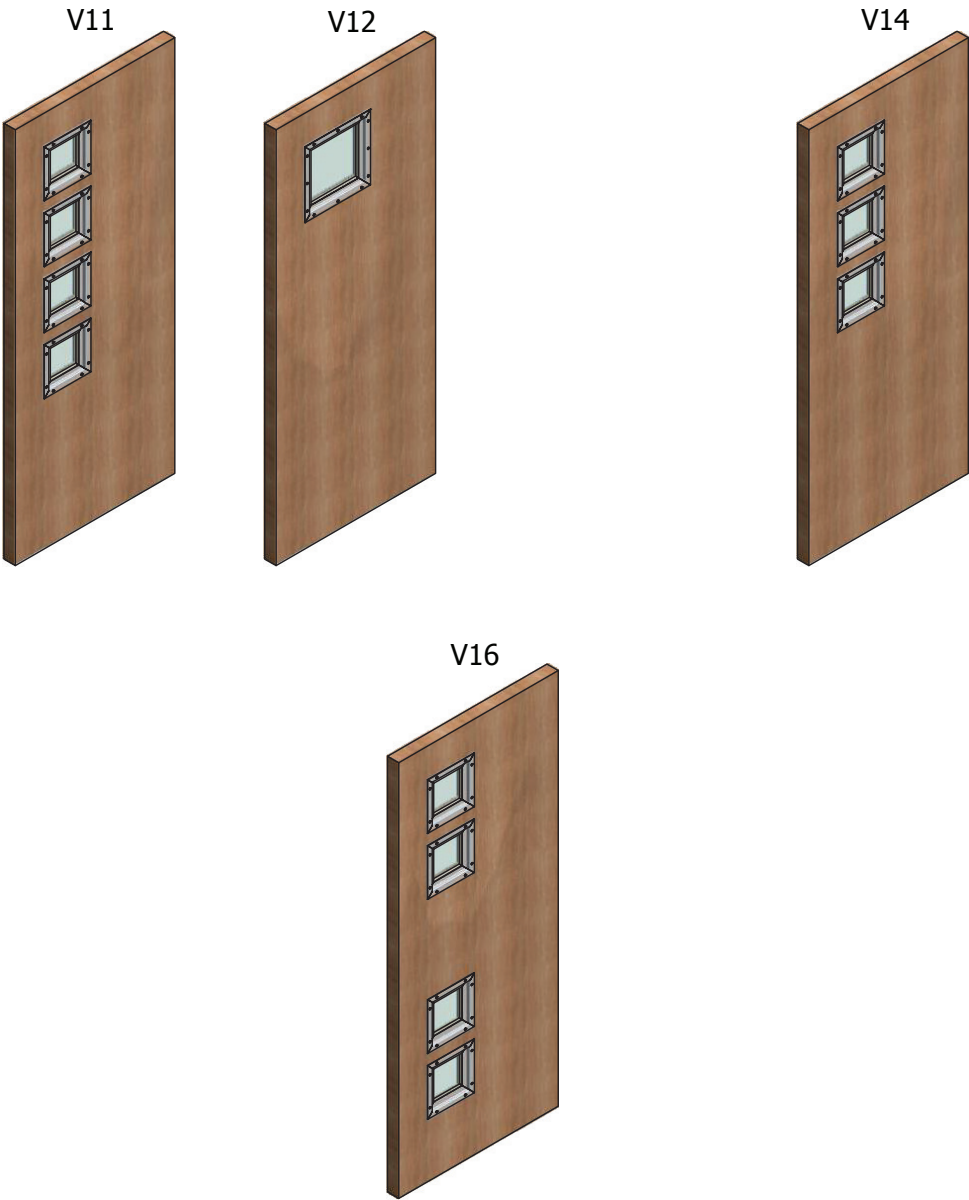
\*5mm thick Firelite, as it does not satisfy the requirements of BS 6206. Panes are restricted to smaller dimensions not to exceed 250mm measured between glazing beads, in accordance with the requirements of Approved Document K.

# Forza Standard Vision Panel

## Summary - Steel Bead

FD120(FCH)

Forza offer four stock vision panel styles in steel bead utilising 5mm Fire glass G120/1.



Dimensions shown are of the cut leaf aperture



FORZA

DOORS

 [forza-doors.com](https://forza-doors.com)

 01403 711 126

 [info@forza-doors.com](mailto:info@forza-doors.com)

TITLE	Standard Vision Panel Summary
CODE	FD120 (FCH)
SHEET	2 of 4
DATE	14/02/2024
ISSUE	6
DWG No.	FZD0486

Core Type	Vision Panel Size Limit					
	Max combined area m²	Max Height mm	Max width mm	Min Margin		
				Head and Syles	From Base	Between apertures
FCH - Steel*	0.3	931	300	200	250	200

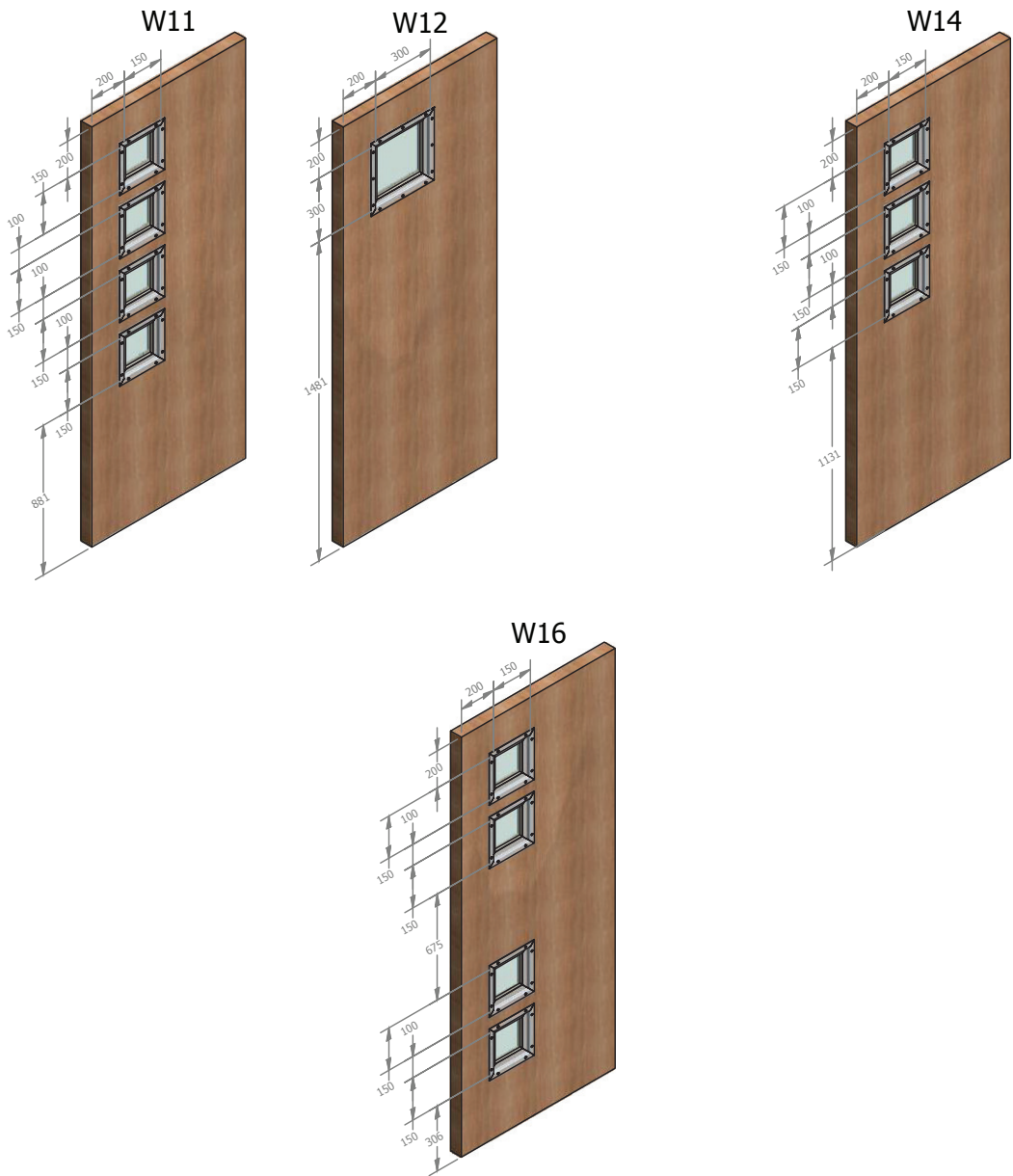
\*G120/1 - 5mm Firelite

\*5mm thick Firelite, as it does not satisfy the requirements of BS 6206. Panes are restricted to smaller dimensions not to exceed 250mm measured between glazing beads, in accordance with the requirements of Approved Document K.

Forza Standard Vision Panel  
Summary - Steel Bead

FD120(FCW)

Forza offer four stock vision panel styles in steel bead utilising 5mm Fire glass G120/1.



Dimensions shown are of the cut leaf aperture



forza-doors.com  
01403 711 126  
info@forza-doors.com

TITLE	Standard Vision Panel Summary
CODE	FD120 (FCW)
SHEET	3 of 4
DATE	14/02/2024
ISSUE	6
DWG No.	FZD0486

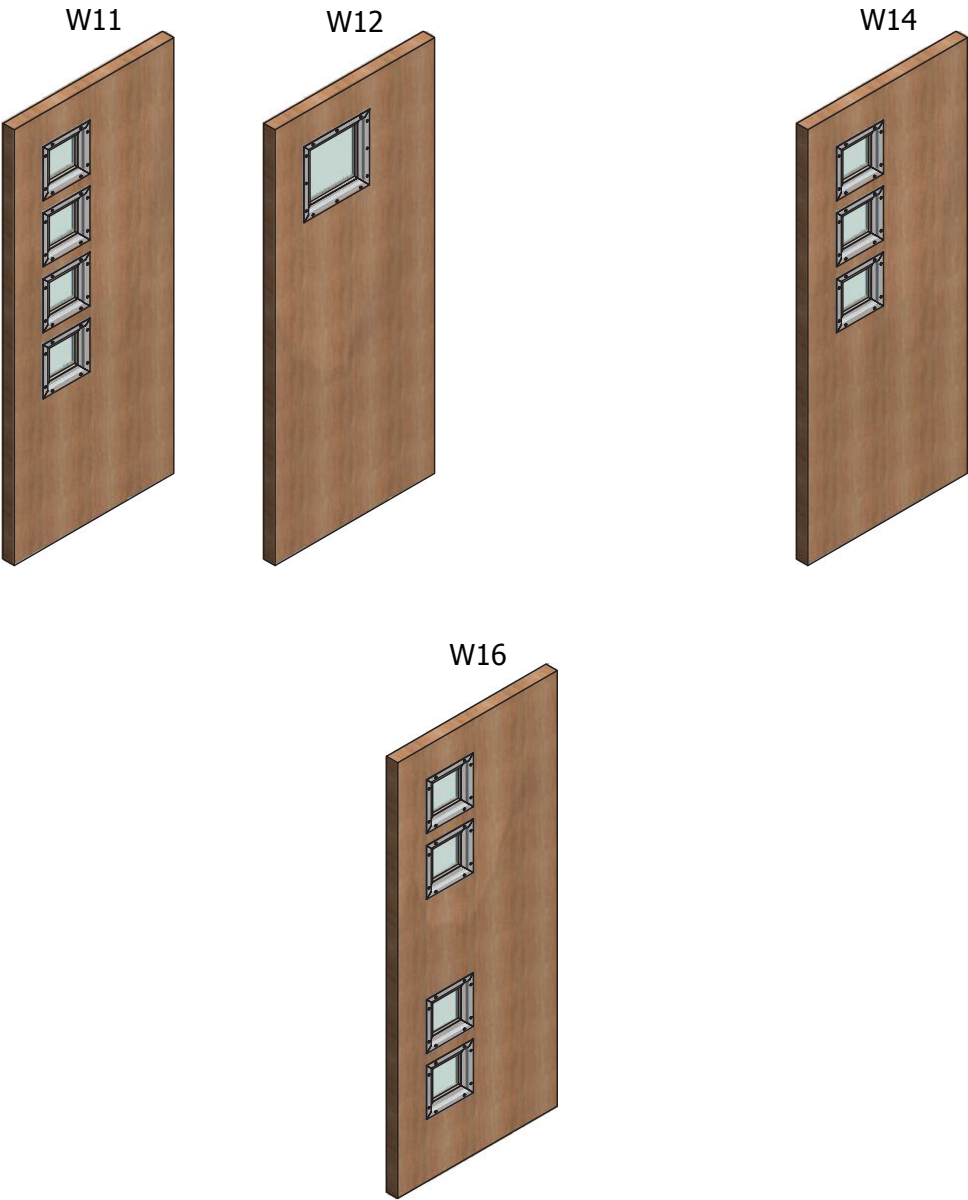
Core Type	Vision Panel Size Limit					
	Max combined area m²	Max Height mm	Max width mm	Min Margin		
				Head and Syles	From Base	Between apertures
FCW - Steel*	0.1	300	300	200	200	100

\*G120/1 - 5mm Firelite  
\*5mm thick Firelite, as it does not satisfy the requirements of BS 6206. Panes are restricted to smaller dimensions not to exceed 250mm measured between glazing beads, in accordance with the requirements of Approved Document K.

Forza Standard Vision Panel  
Summary - Steel Bead

FD120(FCW)

Forza offer four stock vision panel styles in steel bead utilising 5mm Fire glass G120/1.



Dimensions shown are  
of the cut leaf aperture

forza-doors.com

01403 711 126

info@forza-doors.com

TITLE	Standard Vision Panel Summary
CODE	FD120 (FCW)
SHEET	4 of 4
DATE	14/02/2024
ISSUE	6
DWG No.	FZD0486

Core Type	Vision Panel Size Limit					
	Max combined area m²	Max Height mm	Max width mm	Min Margin		
				Head and Syles	From Base	Between apertures
FCW - Steel*	0.1	300	300	200	200	100

\*G120/1 - 5mm Firelite

\*5mm thick Firelite, as it does not satisfy the requirements of BS 6206. Panes are restricted to smaller dimensions not to exceed 250mm measured between glazing beads, in accordance with the requirements of Approved Document K.