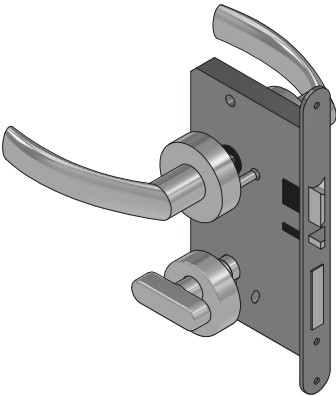


ASSA ABLOY EL 520/532

FD30 MOTORIZED LOCK

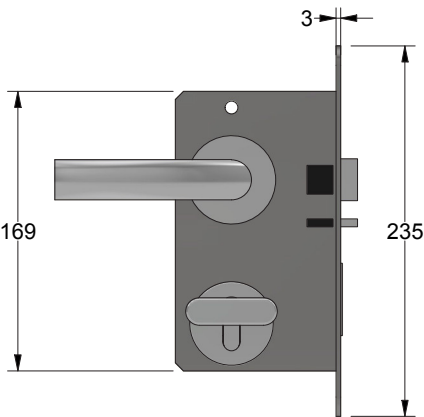
Isometric



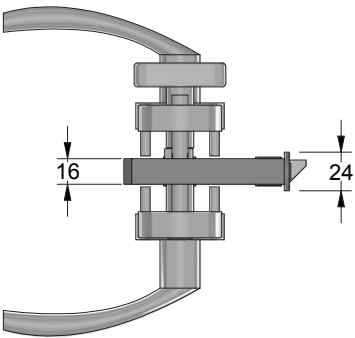
Perspective



Plan



Front



Specification

Door: Timber Particle Board 44 & 54mm
FCE; FCH; FCS

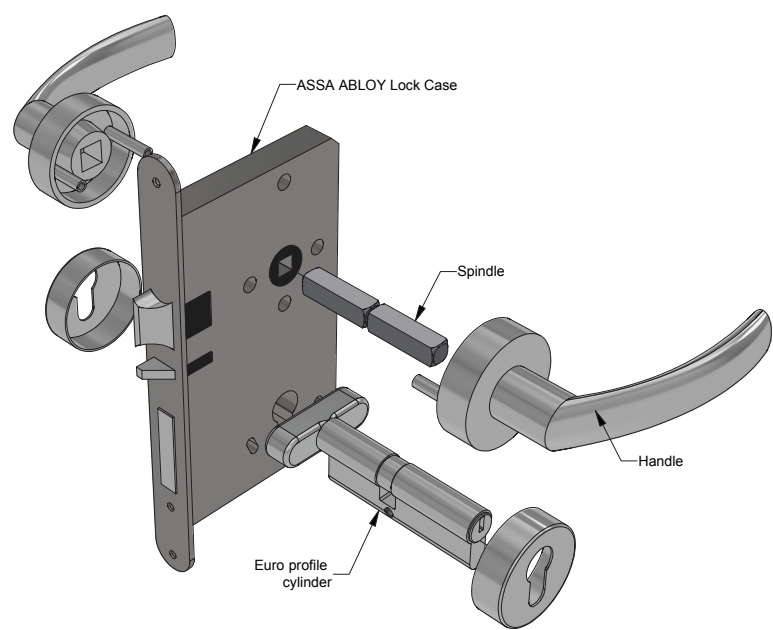
Additional protection 1mm thick
intumescent around lock body,
beneath the forend and strike plate.

Title	ASSA ABLOY EL 520/532		
Code	FD30 Motorized Lock		
Sheet	1 of 2	Date	29/01/2024
Issue	1	Dwg No	FZD5540

ASSA ABLOY EL 520/532

FD30 MOTORIZED LOCK

Exploded View



*Lock Details For Illustrative Purpose Only.

Specification

Door: Timber Particle Board 44 & 54mm
FCE; FCH; FCS

Additional protection 1mm thick
intumescent around lock body,
beneath the forend and strike plate.

Title	ASSA ABLOY EL 520/532		
Code	FD30 Motorized Lock		
Sheet	2 of 2	Date	29/01/2024
Issue	1	Dwg No	FZD5540