

# FD90 ENVELOPE OF APPROVED FCW DOOR LEAF SIZE IN A FLUSH TIMBER FRAME

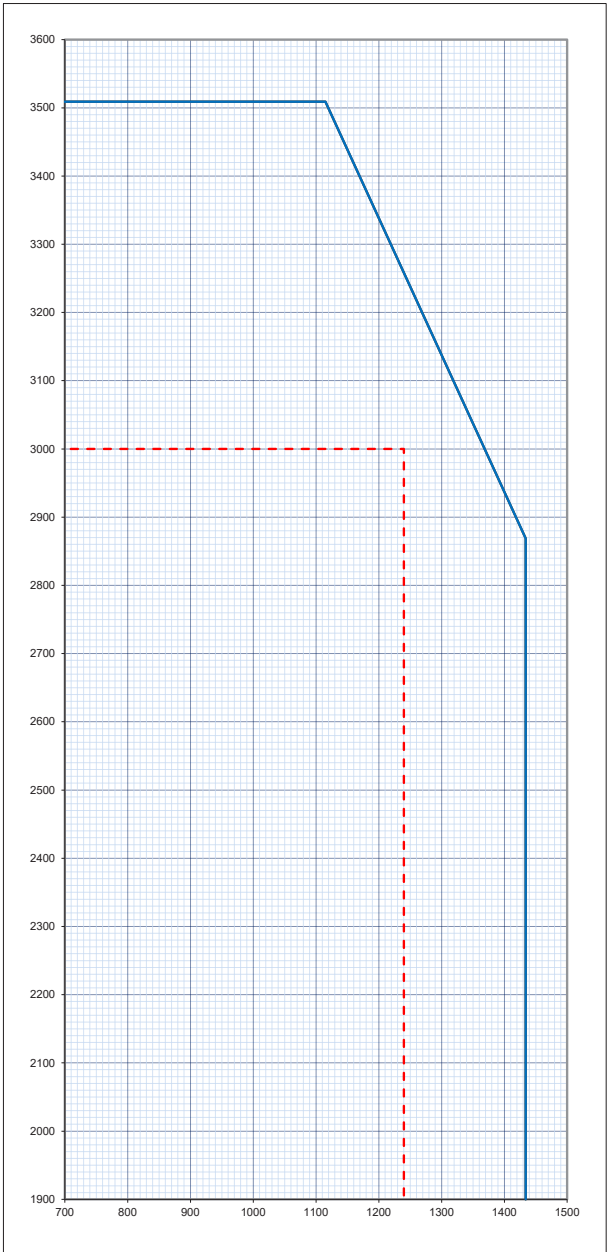
Unlatched  
Single Acting  
Single Leaf without Overpanel  
**ULSASD**

VP options shown as :

St - Steel beads with 5mm Firelite  
Tb - Timber Beads with 10mm Pyrodur

Forza maximum manufacturing leaf size indicated by red dashed line  
**3000mm high x 1240mm wide**




The Leaf size of each Forza core shown on this graph is  
calculated from an evaluation of British Standard 476: Part 22:  
1987 fire resistance test evidence reference in KFSC (IFC).  
Field of Application report.



Forza Core	Leaf Size				Vision Panel Size Limit					
	Max height	Associated width	Max width	Associated height	Max combined Area m <sup>2</sup>	Max Height mm	Max Width mm	Min Margin		
								Head and Style	From Base	Between VP's
FCW90 St	3509	1115	1434	2869	0.10	300	300	200	200	100
FCW90 Tb	3509	1115	1434	2869	0.35	1444	245	160	466	100

SEP-24



 [forza-doors.com](https://forza-doors.com)  
 01403 711 126  
 [tech@forza-doors.com](mailto:tech@forza-doors.com)