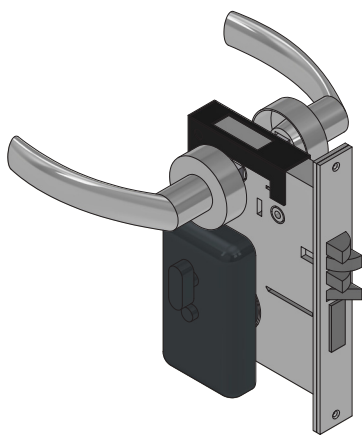


NSP SMF DUO - FD30

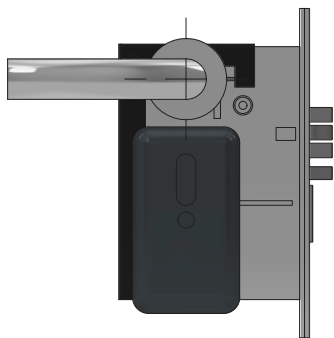
Isometric



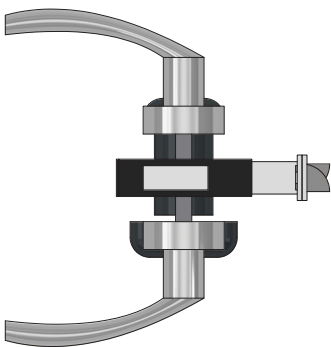
Perspective



Plan



Front



Specification

Door: 44 & 54mm Timber Particle Board
Single leaf doors only

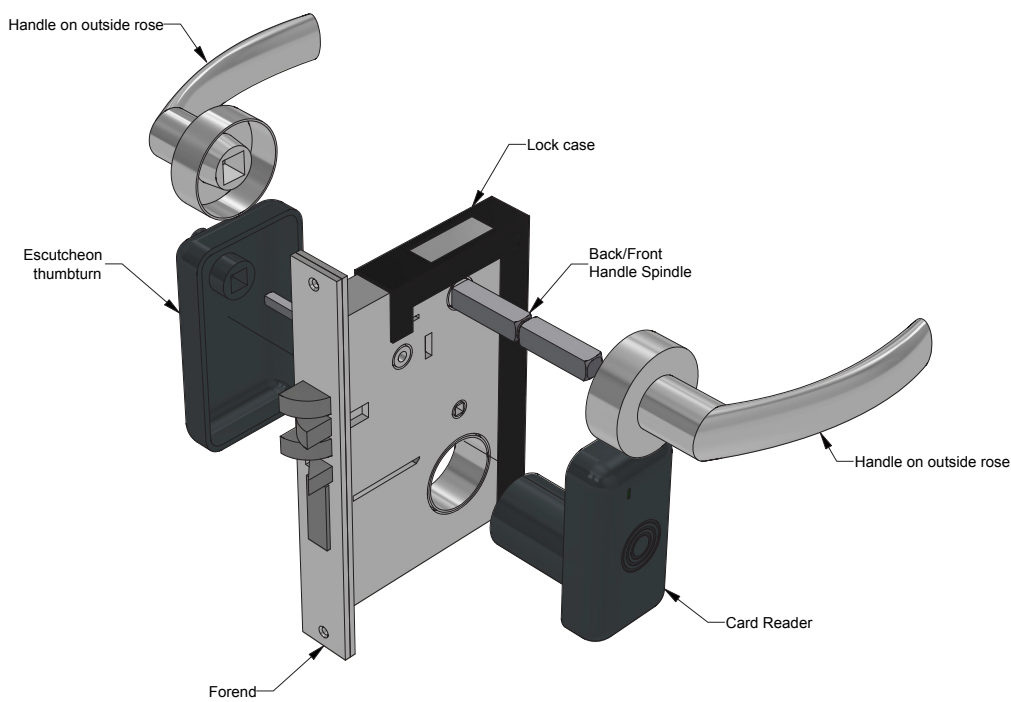
MAP intumescent Protection to
all faces of latch body, rear of forend & strike.

1mm thick Graphite intumescent over entire
surface op aperture for wired connections

Title	NSP SMF DUO - FD30		
Code			
Sheet	1 of 2	Date	11/01/2022
Issue	1	Dwg No	FZD5128

NSP SMF DUO - FD30

Exploded View



*Lock Details For Illustrative Purpose Only.

Specification

Door: 44 & 54mm Timber Particle Board
Single leaf doors only

MAP intumescent Protection to
all faces of latch body, rear of forend & strike.

1mm thick Graphite intumescent over entire
surface of aperture for wired connections

Title	NSP SMF DUO - FD30		
Code			
Sheet	2 of 2	Date	11/01/2022
Issue	1	Dwg No	FZD5128



forza-doors.com
01403 711 126
sales@forza-doors.com